

IQTCXO-250, -251, -252

ISSUE 7; 14 OCTOBER 2004

Delivery Options

- Please contact our sales office for current leadtimes

Description

- IQTCXO-250, -251, -252 are temperature compensated crystal oscillators (TCXOs), providing a high degree of frequency stability over a wide temperature range.

Waveform

- Clipped Sine 1V pk - pk min
- Square HCMOS
- Clipped Sine 0.7V pk - pk min

Package Outline

- 14 pin DIL compatible enclosure with internal trimmer

Ageing

- ± 1 ppm typical first year

Frequency Adjustment

- ± 3 ppm minimum internal trimmer adjustment

Storage Temperature Range

- -40 to 85°C

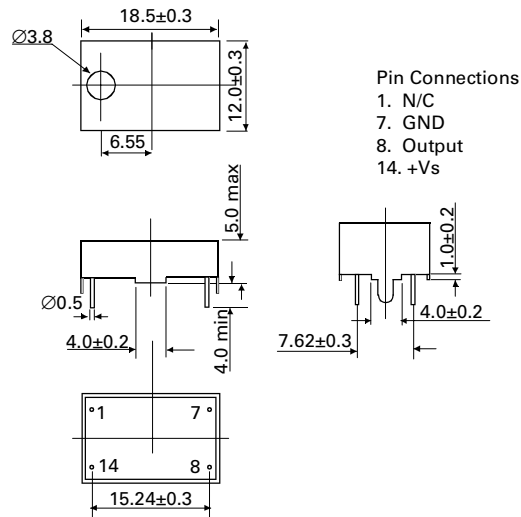
Marking

- Model number
- Frequency Stability Code/Operating Temperature Code
- Frequency
- Date Code (Year/Week)

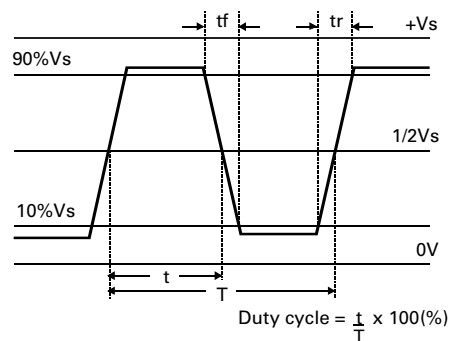
Minimum Order Information Required

- Frequency + Model Number + Frequency Stability + Operating Temperature

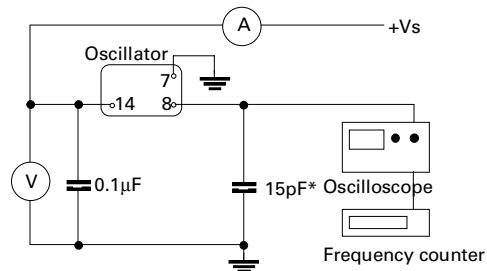
Outline in mm



Output Waveform - HCMOS



Test Circuit - HCMOS



*Inclusive of jigging & equipment capacitance

LEADED TCXOs

Electrical Specifications - maximum limiting values when measured in test circuit

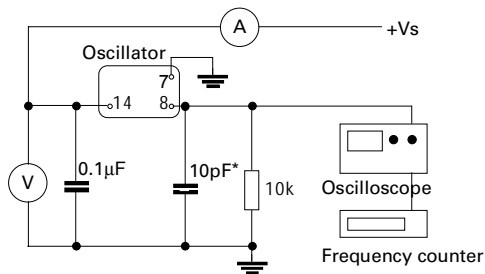
Frequency Range	Supply Voltage	Supply Current	Output Waveform	Output	Duty Cycle	Model Number
3.20 to 40.0MHz	5V±0.25V	5mA	Clipped Sine	1Vpk-pk min	—	IQTCXO-250
3.20 to 40.0MHz	5V±0.25V	20mA	Square	HCMOS	40/60%	IQTCXO-251
3.20 to 40.0MHz	3V±0.15V	3mA	Clipped Sine	0.7Vpk-pk min	—	IQTCXO-252

Frequency Stabilities Available Over Operating Temperature Ranges

Operating Frequency Range	Frequency Stabilities Vs Operating Temperature Range			
	±1.5ppm	±2.0ppm	±2.5ppm	±5.0ppm
0 to 50°C	Code CP	Code GP	Code HP	Code KP
-10 to 60°C	—	Code GR	Code HR	Code KR
-20 to 70°C	—	—	Code HS	Code KS
-30 to 75°C	—	—	Code HU	Code KU
-40 to 85°C	—	—	—	Code KX

Ordering Example	24.0MHz	IQTCXO-250 HR
Frequency _____	_____	_____
Model number _____	_____	_____
Frequency Stability Vs Operating Temperature Code _____	_____	_____

Test Circuit - Clipped Sine



*Inclusive of jigging & equipment capacitance

LEADED TCXOs